

# Mini mittens

- FREE cross stitch pattern -



## Pattern information

Stitch count: 37 wide x 42 high

Design size (w x h): 6.7 x 7.6 cm on 14 count Aida / 28 count evenweave/linen  
5.8 x 6.6 m on 16 count Aida / 32 count evenweave/linen  
5.2 x 5.9 cm on 18 count Aida

Thread used: DMC, 7 colours

Cover sample is stitched in 2 strands of thread (1 strand for backstitch) on 16 count Rustico Oatmeal Aida

Copyright Catkin and Lillie 2020.

This pattern is for personal use only and may not be reproduced, redistributed, sold or shared in any way. Items made using Catkin and Lillie patterns may be sold but please give credit for the pattern where possible.

## Inspire me!

### Ways to use your stitching

- make a cosy Christmas card by patching the finished stitching straight onto the front of a single fold card, or use a tri-fold aperture card.
- create pretty gift tags; cut around the finished design leaving 6 blocks of Aida around each side then fray one block of fabric along each edge and patch onto a square or circle of card. Punch a hole at the top and thread with pretty twine or ribbon.
- stitch several and pop into tiny embroidery hoops to make beautiful ornaments to hang on your Christmas tree or around your house

### Customising the pattern

- stitch the mittens in any colours you wish; you just need 3 shades of colour for the main part and 3 shades of colour for the cuff. Depending on the colours you pick you may wish to switch to black for the backstitch instead of dark grey.
- add a little glitz and glamour by stitching the cuff and snowflake detail in a metallic thread such as Silver Rainbow Gallery Petite Treasure Braid (PB04)

## Get social!

Find Catkin and Lillie on social media

Website: [catkinandlillie.com](http://catkinandlillie.com)

Instagram: [@catkinandlillie](https://www.instagram.com/catkinandlillie) (I'd also love it if you shared your work-in-progress or finished pieces with the #catkinandlillie)


Facebook: [facebook.com/catkinandlillie](https://www.facebook.com/catkinandlillie)

## Finally...

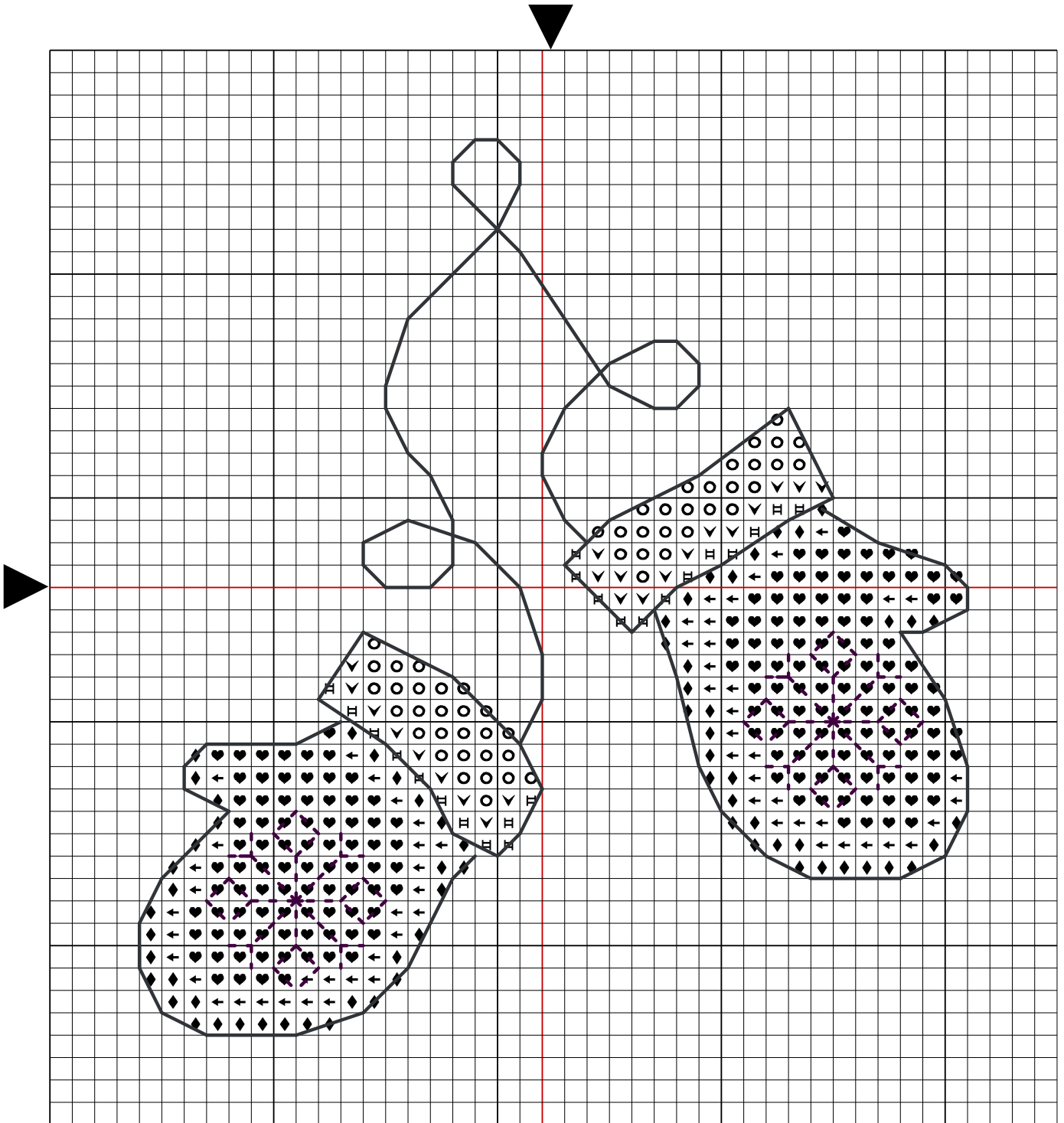
If you have any questions please get in touch with me and I'll get back to you as soon as I can

Email: [kat@catkinandlillie.com](mailto:kat@catkinandlillie.com)

# Mini Mittens




# Mini Mittens



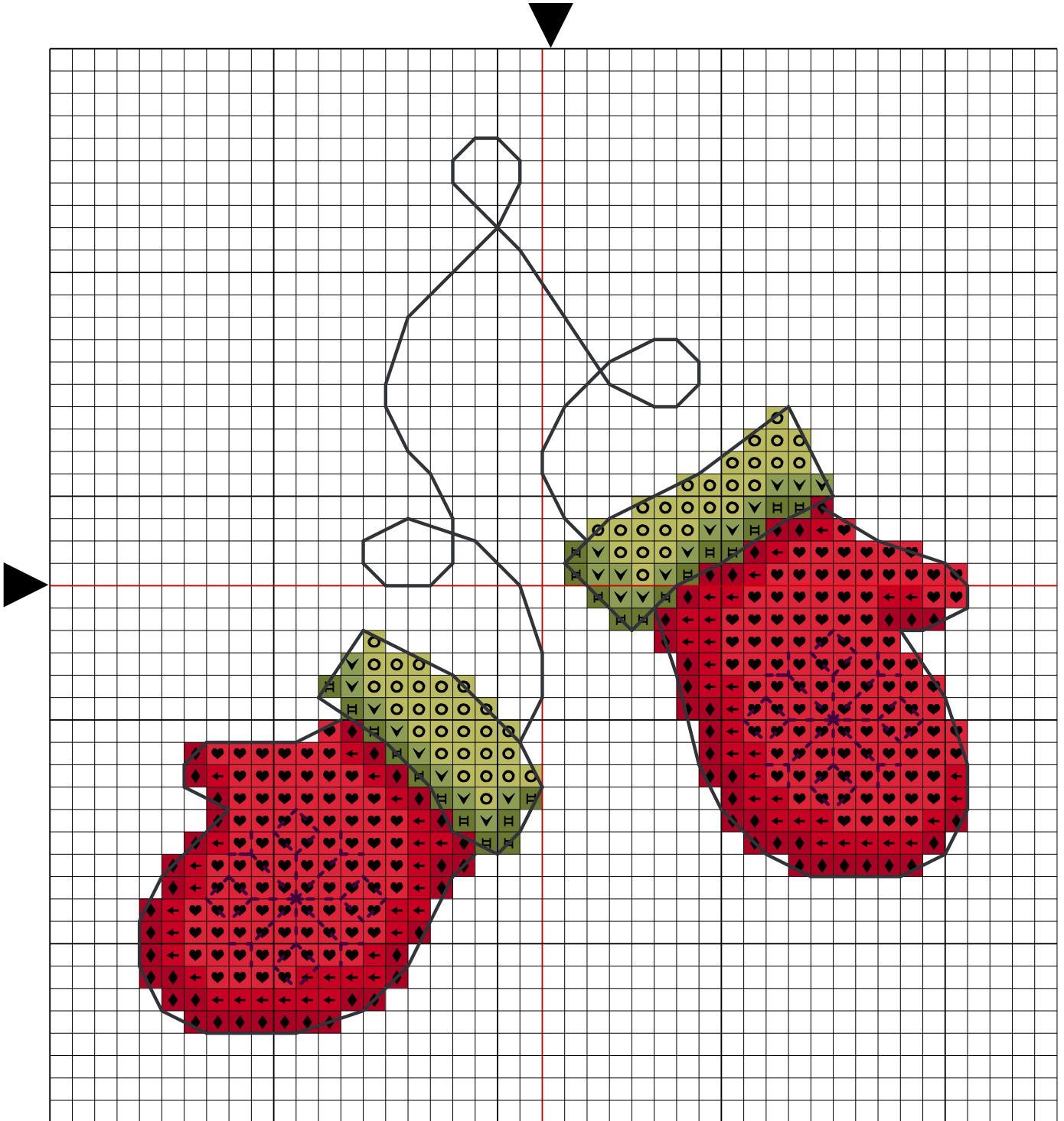
# Mini Mittens

	Number	Name:	Strands	Length	Stitches
◆	DMC 321	Christmas Red	2	0.1 skeins	69
←	DMC 666	Christmas Red bright	2	0.1 skeins	62
♥	DMC 3801	Christmas Red light	2	0.1 skeins	188
H	DMC 470	Avocado Green light	2	0.1 skeins	23
∨	DMC 471	Avocado Green very lt	2	0.1 skeins	22
○	DMC 472	Avocado Green ultra	2	0.1 skeins	54
---	DMC 472	Avocado Green ultra	1	-	
—	DMC 3799	Pewter Grey very dark	1	-	

# Mini Mittens



# Mini Mittens



# Mini Mittens

	Number	Name:	Strands	Length	Stitches
	DMC 321	Christmas Red	2	0.1 skeins	69
	DMC 666	Christmas Red bright	2	0.1 skeins	62
	DMC 3801	Christmas Red light	2	0.1 skeins	188
	DMC 470	Avocado Green light	2	0.1 skeins	23
	DMC 471	Avocado Green very lt	2	0.1 skeins	22
	DMC 472	Avocado Green ultra	2	0.1 skeins	54
	DMC 472	Avocado Green ultra	1	-	
	DMC 3799	Pewter Grey very dark	1	-	